


TEST REPORT

 CTK Co., Ltd. <small>The Power Leader of Global Republics Certification</small>	CTK Co., Ltd. 5 Dongbu-ro 221beon-gil, Cheoin-gu, Yongin-si, Gyeonggi-do, Republic of Korea Tel: +82-31-339-9970 Fax: +82-31-624-9501	REPORT No.: CTK-2024-01487 Page (1) / (13) pages	
---	--	--	--





1. Applicant		
◦ Name :	Hanwha Vision Co., Ltd	
◦ Address :	6 Pangyo-ro 319Beon-gil, Bundang-gu, Seongnam-si, Gyeonggi-do, 13488 KOREA	
◦ Date of Receipt :	APR 29, 2024	
2. Manufacturer		
◦ Name :	Hanwha Vision Co., Ltd	
3. Use of Report :	For customer submission	
4. Test sample / Model :	Cabinet / SBP-150NBW	
5. Date(s) of test :	MAY 21, 2024	
6. Test Standard (Method) used :	KS C IEC 62262: 2005	
7. Testing Environment :	Temperature: (25 ±10) °C, Humidity: (50 ±25) %R.H. Pressure: (96 ±10) kPa	
8. Test Results :	Clause 4. Refer to the test results	
9. Location of Test :	<input type="checkbox"/> Permanent Testing Lab <input checked="" type="checkbox"/> On Site Testing (CMCL : 25, Jubuk-ro 235, Yangji-myeon, Cheoin-gu, Yongin-si, Gyeonggi-do, Republic of Korea)	
The results shown in this test report refer only to the sample(s) tested unless otherwise stated. This report cannot be reproduced or copied without the written consent of CTK		
Approval	Tested by Name: KyuNam Park (Signature) 	Technical Manager Name: HoHyun Lee (Signature) 
Remark. This report is not related to KOLAS accreditation and relevant regulation.		
MAY 23, 2024		
CTK Co., Ltd. 		

Table of contents

1.	Testing laboratory.....	3
1.1	Testing laboratory information.....	3
1.2	Testing laboratory accreditation status.....	3
2.	Product description and equipment information.....	4
2.1	Product description	4
2.2	Testing equipment information	4
3.	Test conditions and methods.....	7
3.2.	Test condition	7
3.3.	Testing images.....	8
4.	Test result.....	9
4.1.	Test result table.....	9
4.2.	Post-test product images and hit area images	10
4.3.	Enclosure Dimensions or Impact point (Unit: mm)	12


 <p>CTK Co., Ltd. The Power Leader of Global Republics Construction</p>	<p>CTK Co., Ltd. 5 Dongbu-ro 221beon-gil, Cheoin-gu, Yongin-si, Gyeonggi-do, Republic of Korea Tel: +82-31-339-9970 Fax: +82-31-624-9501</p>	<p>REPORT No.: CTK-2024-01487 Page (3) / (13) pages</p>	
---	---	---	--


1. Testing laboratory

1.1 Testing laboratory information

Lab. Name	CTK Co., Ltd.
Address	5 Dongbu-ro 221beon-gil, Cheoin-gu, Yongin-si, Gyeonggi-do, Republic of Korea
Tel.	+82-31-339-9970
Fax.	+82-31-624-9501
E-Mail	ctk@e-ctk.com
Website	e-ctk.com

1.2 Testing laboratory accreditation status

Country	Classification	Accreditation Number	Logo
International	KOLAS	TESTING NO. KT119	

 <p>CTK Co., Ltd. The Power Leader of Global Republics Construction</p>	<p>CTK Co., Ltd. 5 Dongbu-ro 221beon-gil, Cheoin-gu, Yongin-si, Gyeonggi-do, Republic of Korea Tel: +82-31-339-9970 Fax: +82-31-624-9501</p>	<p>REPORT No.: CTK-2024-01487 Page (4) / (13) pages</p>	
---	---	---	--

2. Product description and equipment information

2.1 Product description

Product Name	Model Name	Quantity	Comment
Cabinet	SBP-150NBW	1 EA	-

2.2 Testing equipment information

Testing equipment	Model Name	Manufacturer	Manufacturing Number	Calibration Date
Vertical Hammer	CMCL-09	SeJong fa	CMCL-09	2024.11.30
Steel measuring meter	5.5 m	KOMELON	225851	2025.03.27

2.3 Product Photographs



Top




Bottom



Front



Rear



Left side



Right side

2.4 Testing equipment images



Vertical Hammer



Steel measuring meter

3. Test conditions and methods

3.1. Test duration, Environmental conditions, and Location

3.1.1. Test date : MAY 21, 2024

3.1.2. Measured environmental conditions


Item	Temperature (°C)	Humidity (% R.H.)	Pressure (kPa)
Measurement	27.4	59.6	96.1

3.2. Test condition


IK code	Impact Energy (J)	Equivalent mass (kg)	Drop height (mm ± 1%)	Application
00	Non-protected	-	-	<input type="checkbox"/>
01	0.14	0.25	56	<input type="checkbox"/>
02	0.20	0.25	80	<input type="checkbox"/>
03	0.35	0.25	140	<input type="checkbox"/>
04	0.50	0.25	200	<input type="checkbox"/>
05	0.70	0.25	280	<input type="checkbox"/>
06	1.00	0.25	400	<input type="checkbox"/>
07	2.00	0.50	400	<input type="checkbox"/>
08	5.00	1.70	300	<input type="checkbox"/>
09	10.00	5.00	200	<input type="checkbox"/>
10	20.00	5.00	400	<input checked="" type="checkbox"/>
- Impact times: five times for each of the exposed surface. (Do not impact more than 2 times in the same spot)				

3.3. Testing images

3.3.1. Test environment setup image



Test environment setup image_1

 <p>CTK Co., Ltd. The Power Leader of Global Republics Certification</p>	<p>CTK Co., Ltd. 5 Dongbu-ro 221beon-gil, Cheoin-gu, Yongin-si, Gyeonggi-do, Republic of Korea Tel: +82-31-339-9970 Fax: +82-31-624-9501</p>	<p>REPORT No.: CTK-2024-01487 Page (9) / (13) pages</p>	
--	---	---	--

4. Test result


4.1. Test result table

Evaluation Criteria		Test Results
Visual Inspection	Pre-test	No problem with the product
	Post-test	Some scratches were generated on the outside of the product.


※ Refer to the sample images after the test is completed. (Clause 4)

4.2. Post-test product images and hit area images


4.2.1 Check the hit area during the test




Check the hit area the test_1




Check the hit area the test_2



Check the hit area the test_3



Check the hit area the test_4



Check the hit area the test_5

4.2.2 Post-test product images



Top



Bottom



Front



Back



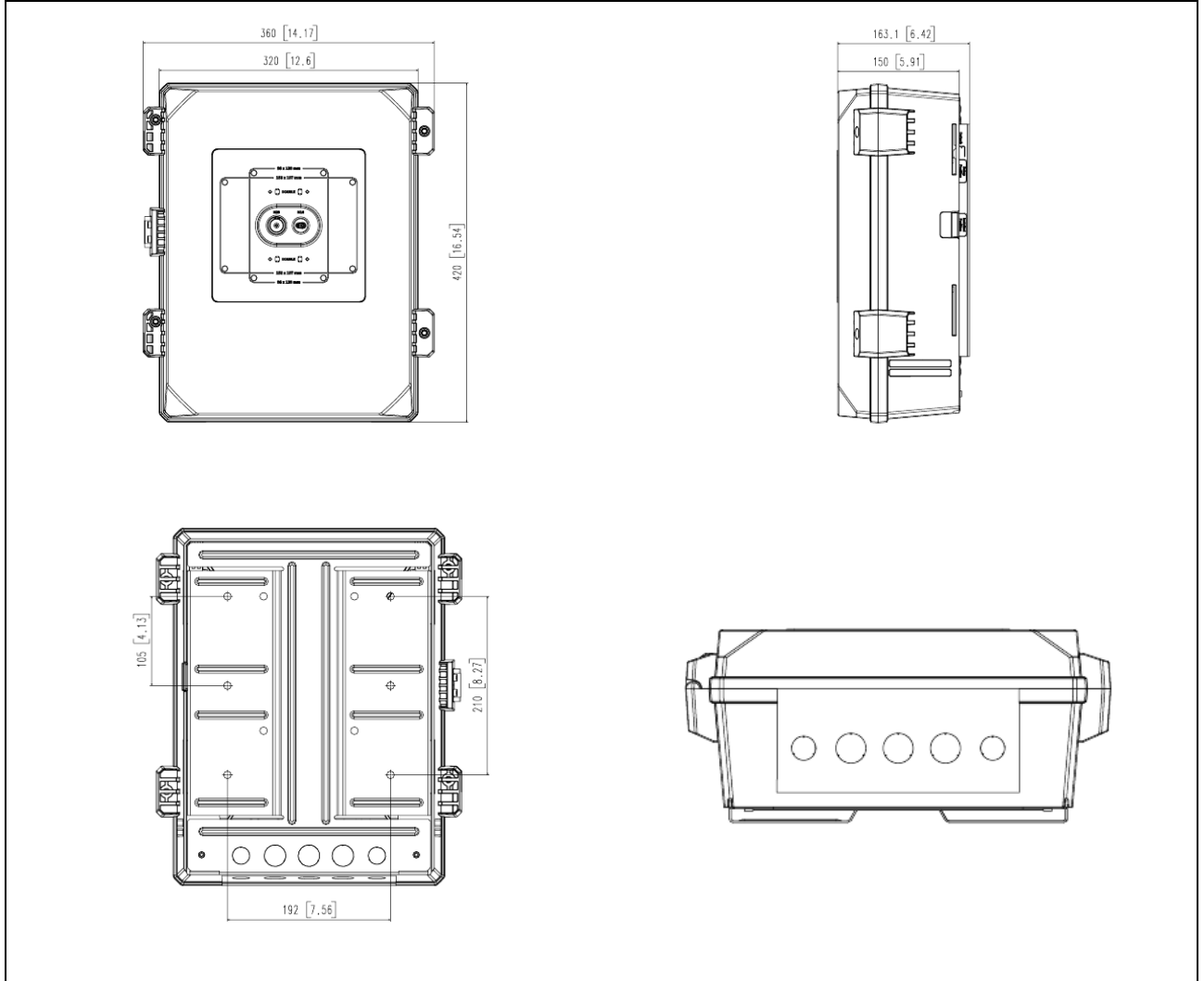
Left side



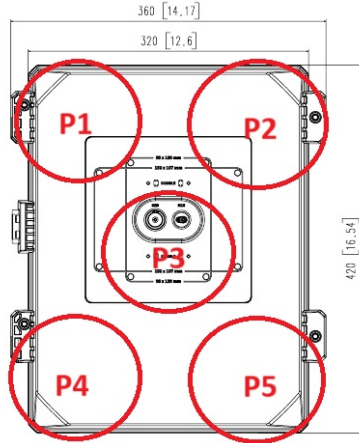
Right side

4.3. Enclosure Dimensions or Impact point (Unit: mm)

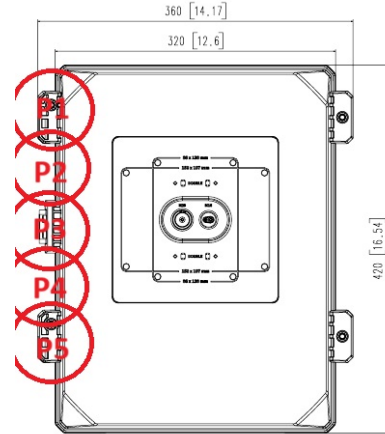
4.3.1 Enclosure Dimensions



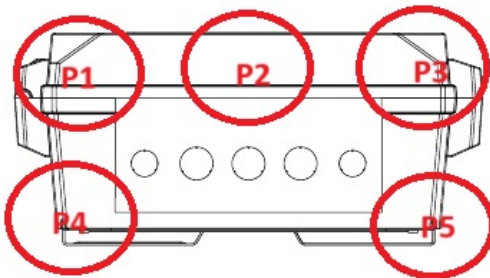
4.3.2 Impact point



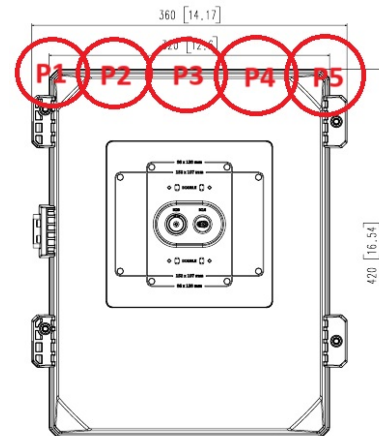
Impact point image 1



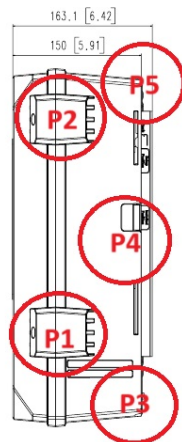
Impact point image 2



Impact point image 3



Impact point image 4



Impact point image 5

-End-