

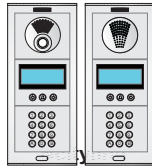
FERMAX



MANUAL DE INSTALADOR INSTALLER'S MANUAL MANUEL D'INSTALLATION
INSTALLATIONSHANDBUCH MANUAL DO INSTALADOR MANUAL DE INSTAL
ADORAÇÃO

MDS DISPLAY-TECLADO DIGITAL DIGITAL KEYPAD - DISPLAY ECRAN-CLAVIER NUMÉRIQUE DISPLAY- DIGITALE TASTATUR

MANUAL DE INSTALADOR Y PROGRAMACIÓN
INSTALLATION AND PROGRAMMING MANUAL
MANUEL D'INSTALLATION ET DE PROGRAMMATION
INSTALLATIONS- UND PROGRAMMIERHANDBUCH



ESPAÑOL
ENGLISH
FRANÇAIS
DEUTSCH

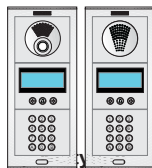
FERMAX



MANUAL DE INSTALADOR INSTALLER'S MANUAL MANUEL D'INSTALLATION
INSTALLATIONSHANDBUCH MANUAL DO INSTALADOR MANUAL DE INSTAL
ADORAÇÃO

MDS DISPLAY-TECLADO DIGITAL DIGITAL KEYPAD - DISPLAY ECRAN-CLAVIER NUMÉRIQUE DISPLAY- DIGITALE TASTATUR

MANUAL DE INSTALADOR Y PROGRAMACIÓN
INSTALLATION AND PROGRAMMING MANUAL
MANUEL D'INSTALLATION ET DE PROGRAMMATION
INSTALLATIONS- UND PROGRAMMIERHANDBUCH



ESPAÑOL
ENGLISH
FRANÇAIS
DEUTSCH

E ¡ENHORABUENA POR DISPONER DE UN PRODUCTO DE CALIDAD!

Fermax electrónica desarrolla y fabrica equipos de prestigio que cumplen los más altos estándares de diseño y tecnología. Esperamos disfrute de sus funcionalidades.

EN CONGRATULATIONS ON PURCHASING THIS QUALITY PRODUCT!

Fermax Electronics develops and manufactures reputable equipment which fulfils the highest design and technology standards. We hope you enjoy its range of functions.

F FÉLICITATIONS ! VOUS VENEZ D'ACQUÉRIR UN VÉRITABLE PRODUIT DE QUALITÉ !

Fermax Electrónica développe et fabrique des équipements de prestige qui répondent aux normes de design et technologie les plus développées. Nous espérons que vous profiterez pleinement de toutes ses fonctions.

D WIR GRATULIEREN IHNEN ZUM KAUF DIESES QUALITÄTSPRODUKTS!

Fermax Electrónica entwickelt und fabriziert hochwertige Anlagen, die den höchsten Technologie- und Designstandards entsprechen. Überzeugende Funktionalität für Ihr Eigenheim!

E ¡ENHORABUENA POR DISPONER DE UN PRODUCTO DE CALIDAD!

Fermax electrónica desarrolla y fabrica equipos de prestigio que cumplen los más altos estándares de diseño y tecnología. Esperamos disfrute de sus funcionalidades.

EN CONGRATULATIONS ON PURCHASING THIS QUALITY PRODUCT!

Fermax Electronics develops and manufactures reputable equipment which fulfils the highest design and technology standards. We hope you enjoy its range of functions.

F FÉLICITATIONS ! VOUS VENEZ D'ACQUÉRIR UN VÉRITABLE PRODUIT DE QUALITÉ !

Fermax Electrónica développe et fabrique des équipements de prestige qui répondent aux normes de design et technologie les plus développées. Nous espérons que vous profiterez pleinement de toutes ses fonctions.

D WIR GRATULIEREN IHNEN ZUM KAUF DIESES QUALITÄTSPRODUKTS!

Fermax Electrónica entwickelt und fabriziert hochwertige Anlagen, die den höchsten Technologie- und Designstandards entsprechen. Überzeugende Funktionalität für Ihr Eigenheim!

INDICE - INDEX - SOMMAIRE - INHALT

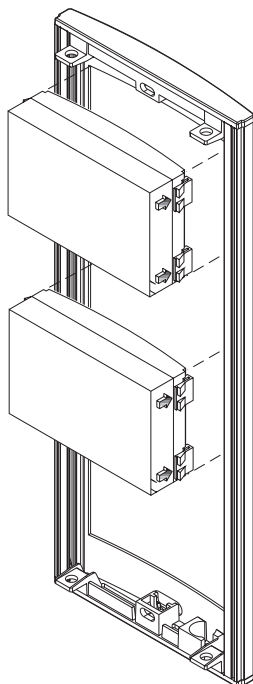
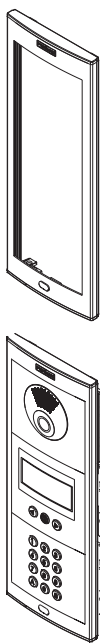
E PLACA DIGITAL MDS	4
Instalación	4
Precableado interno MDS	5
Guía de Programación	8
EN MDS DIGITAL PANEL	4
Installation	4
MDS Internal Pre-Wiring	5
Programming Guide	10
F PLATINE NUMÉRIQUE MDS	4
Installation	4
Précâblage interne MDS	5
Guide de programmation	12
D DIGITALE TÜRSTATION MDS	4
Installation	4
Interne Vorverkabelung MDS	5
Programmieranleitung	14

INDICE - INDEX - SOMMAIRE - INHALT

E PLACA DIGITAL MDS	4
Instalación	4
Precableado interno MDS	5
Guía de Programación	8
EN MDS DIGITAL PANEL	4
Installation	4
MDS Internal Pre-Wiring	5
Programming Guide	10
F PLATINE NUMÉRIQUE MDS	4
Installation	4
Précâblage interne MDS	5
Guide de programmation	12
D DIGITALE TÜRSTATION MDS	4
Installation	4
Interne Vorverkabelung MDS	5
Programmieranleitung	14

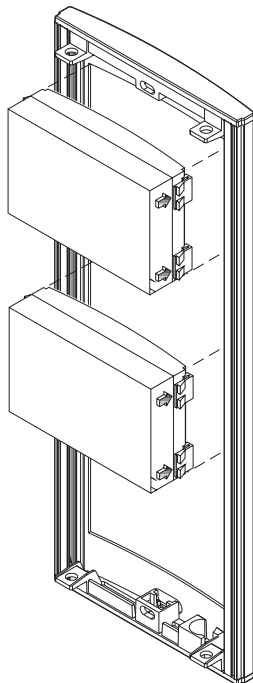
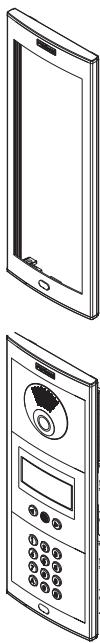
E INSTALACIÓN
F INSTALLATION

EN INSTALLATION
FN INSTALLATION



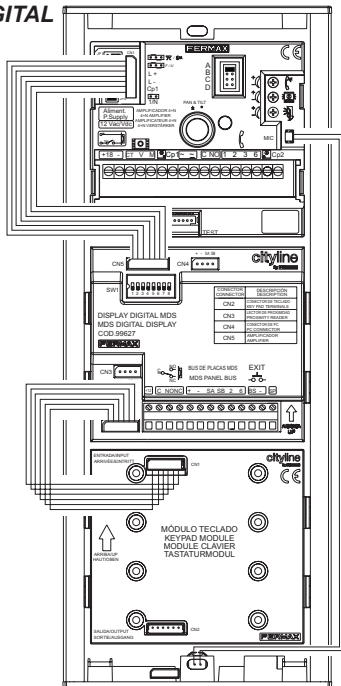
E INSTALACIÓN
F INSTALLATION

EN INSTALLATION
FN INSTALLATION



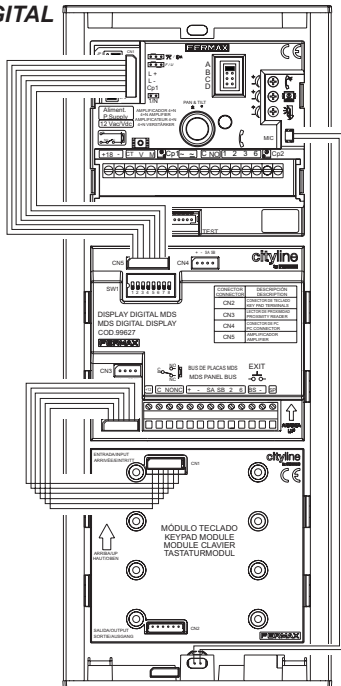
- Ⓔ PRECABLEADO INTERNO PLACA Ⓔ PRECABLEADO INTERNO PLACA
Ⓕ PRÉCÂBLAGE INTERNE PLATINE Ⓕ INTERNE VORVERKABELUNG FÜR TÜRSTATION

MDS DIGITAL



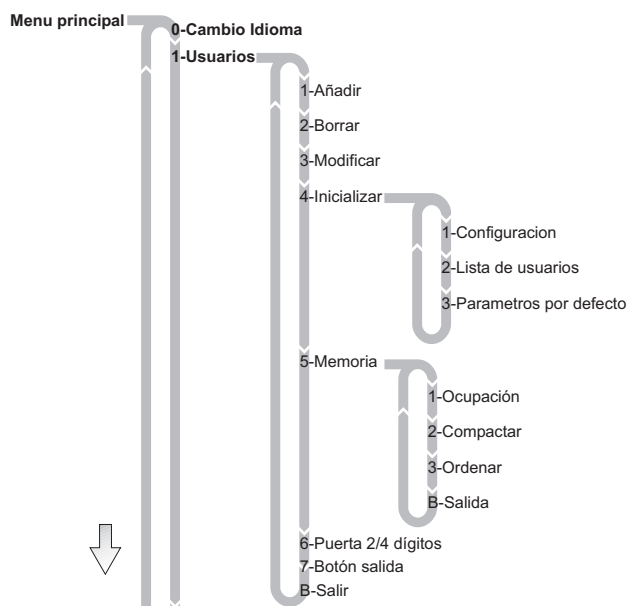
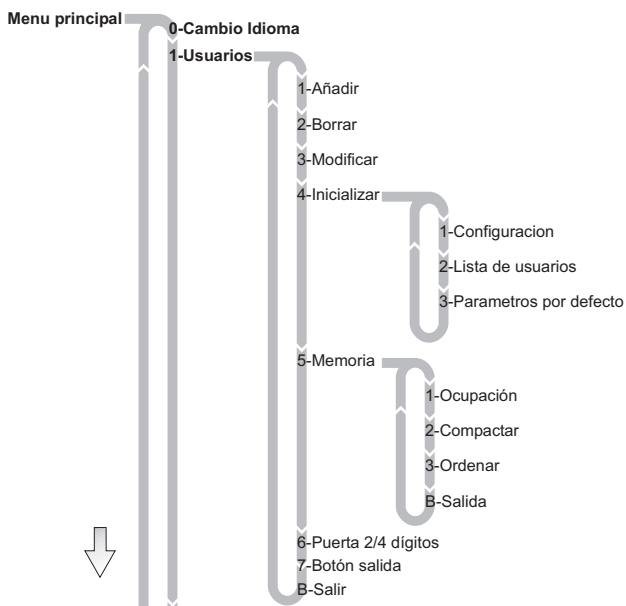
- Ⓔ PRECABLEADO INTERNO PLACA Ⓔ PRECABLEADO INTERNO PLACA
Ⓕ PRÉCÂBLAGE INTERNE PLATINE Ⓕ INTERNE VORVERKABELUNG FÜR TÜRSTATION

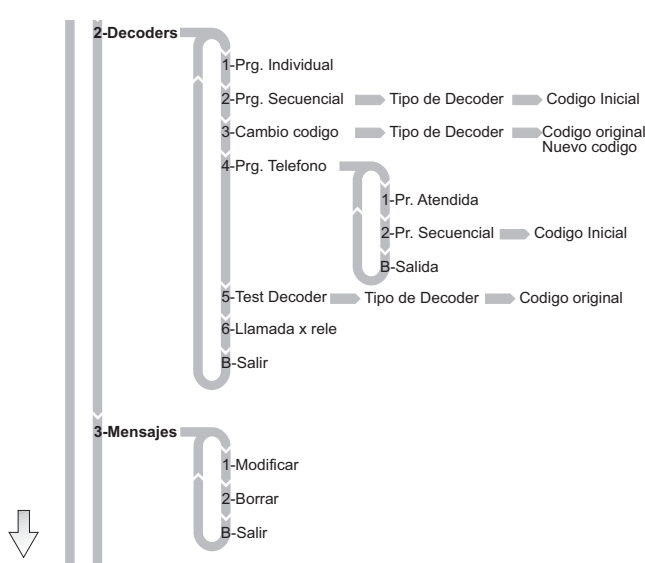
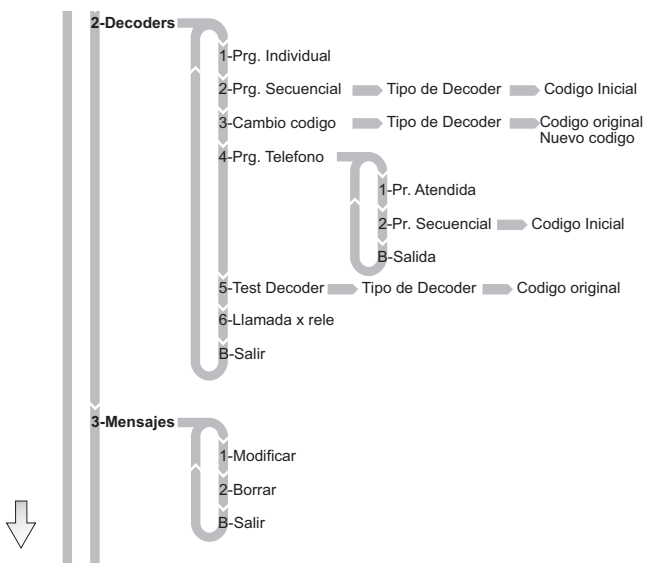
MDS DIGITAL

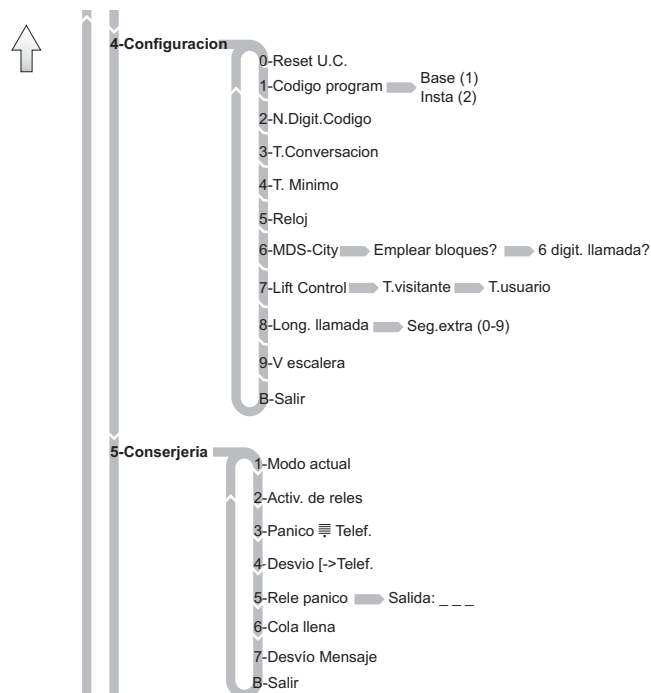
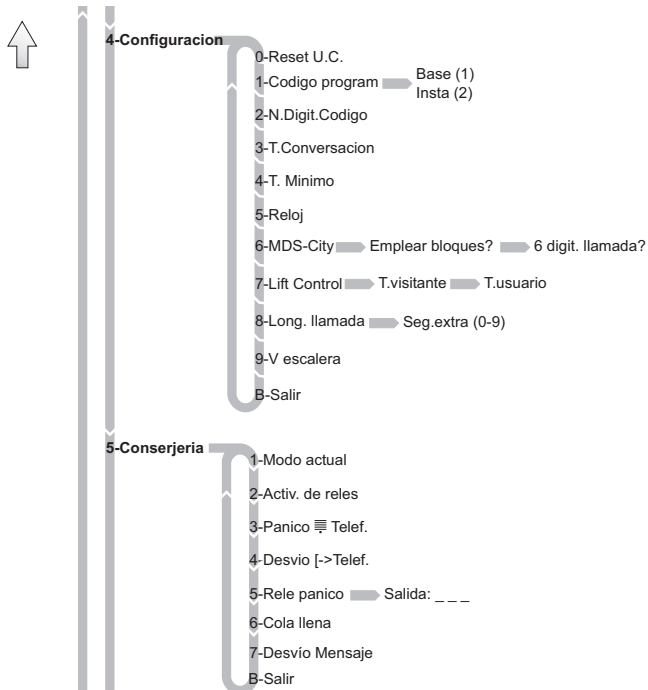


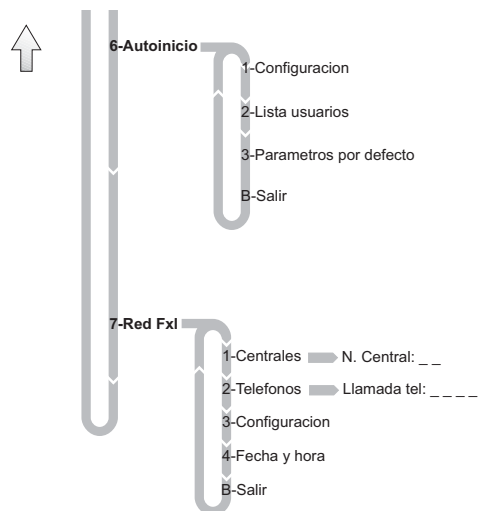
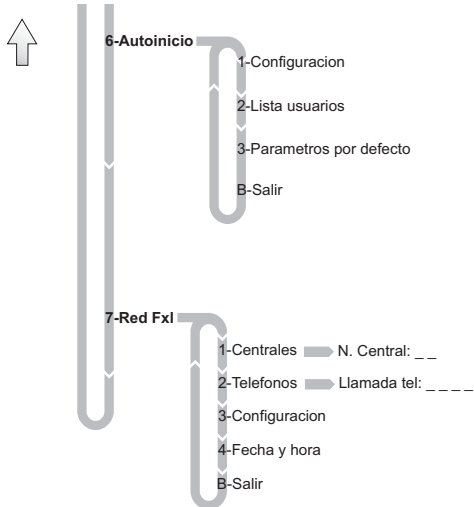
<u><i>Guía de Programación</i></u>	E
<u><i>Programming Guide</i></u>	EN
<u><i>Guide de programmation</i></u>	F
<u><i>Programmieranleitung</i></u>	D

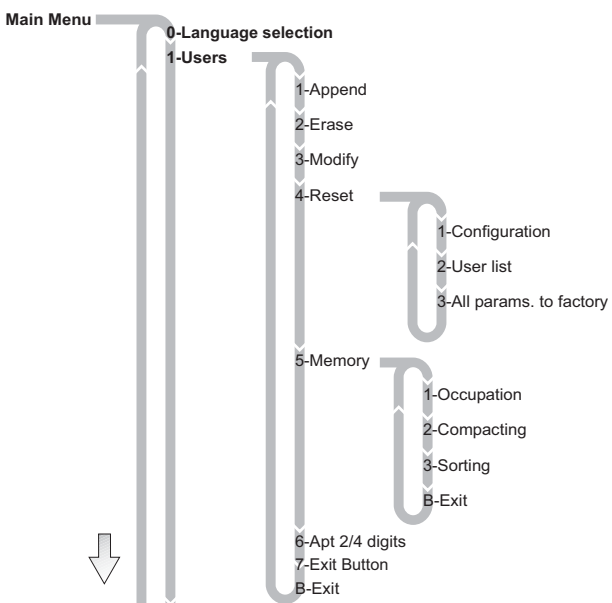
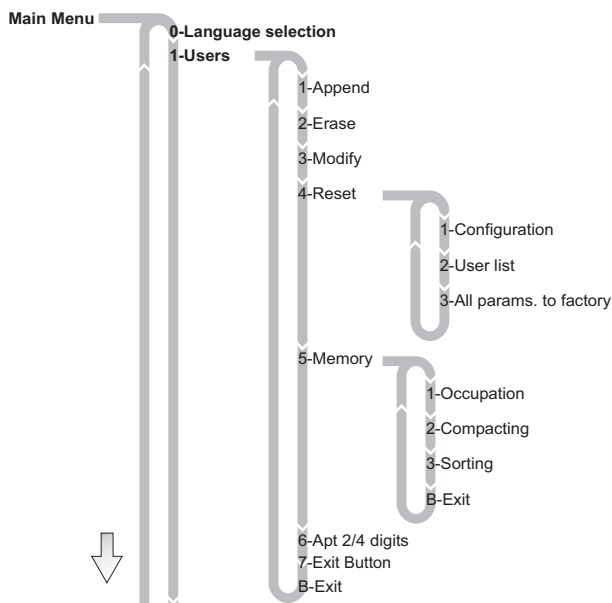
<u><i>Guía de Programación</i></u>	E
<u><i>Programming Guide</i></u>	EN
<u><i>Guide de programmation</i></u>	F
<u><i>Programmieranleitung</i></u>	D

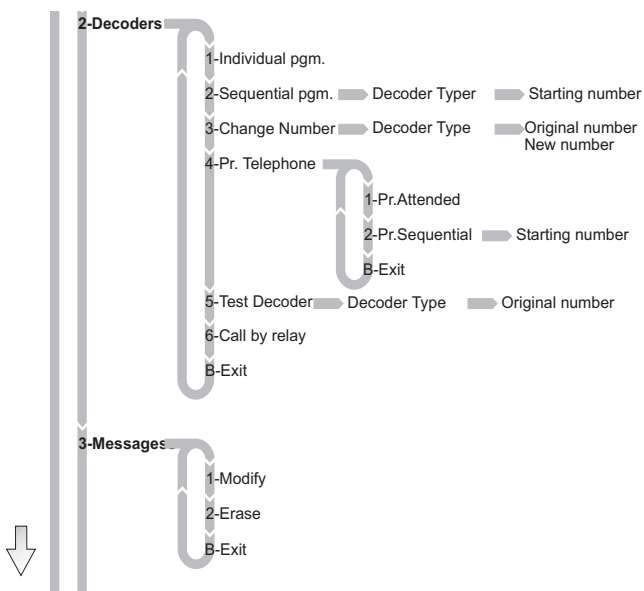
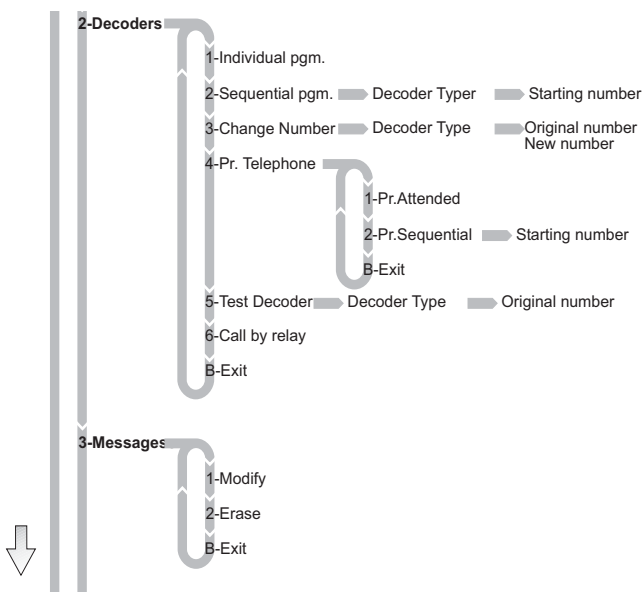














4-Configuration

- 1-Program. code → Base (1)
Insta (2)
- 2-Code Digits N.
- 3-Conversation T.
- 4-Minimum Time
- 5-Clock
- 6-MDS-City → Use blocks? → 6 digits call?
- 7-Lift Control → Visitor Time → Tenant Time
- 8-Call tone lngth → Extra sec(0-9)
- 9-Several riser
- B-Exit

5-Guard Unit

- 1-Actual Mode
- 2-Relay Activat.
- 3-Panic ☰ Remote
- 4Guard U. Remote
- 5-Panic Relay → Output: _ _ _ _
- 6-Queue full
- 7-Message divert
- B-Exit

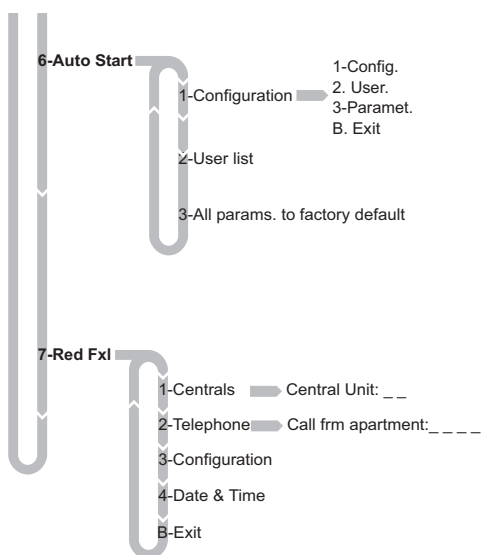
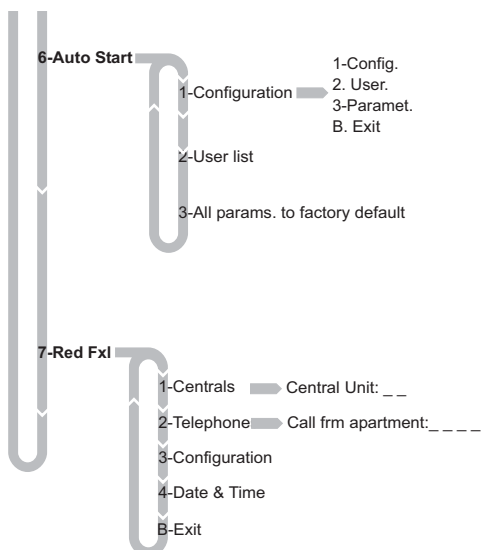


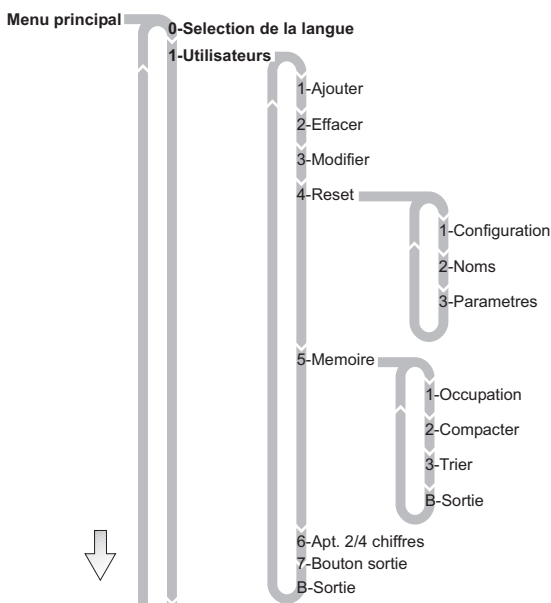
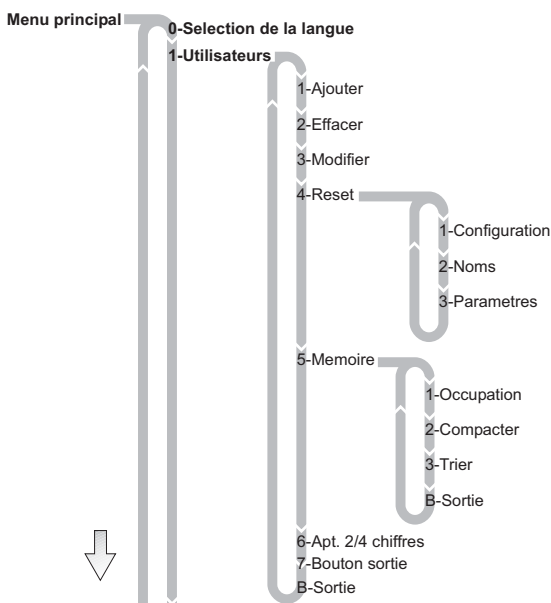
4-Configuration

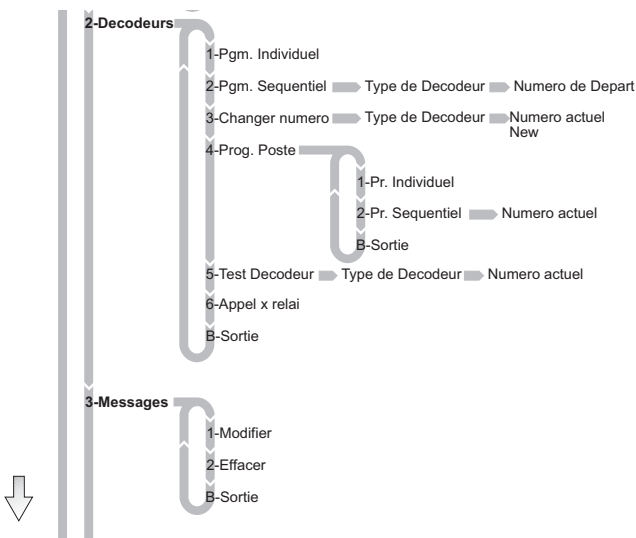
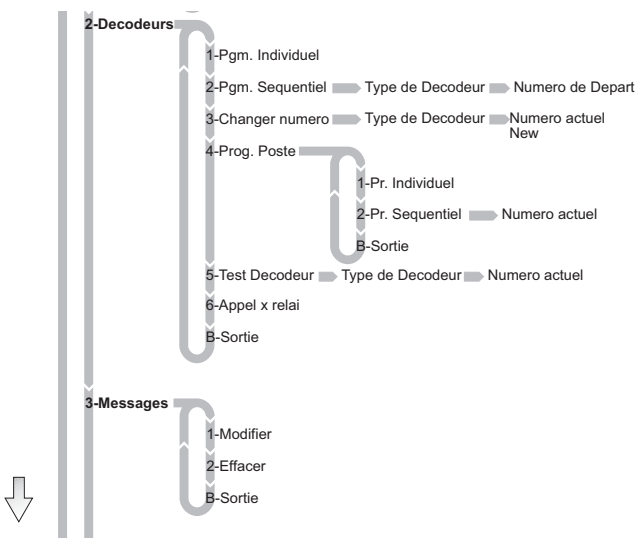
- 1-Program. code → Base (1)
Insta (2)
- 2-Code Digits N.
- 3-Conversation T.
- 4-Minimum Time
- 5-Clock
- 6-MDS-City → Use blocks? → 6 digits call?
- 7-Lift Control → Visitor Time → Tenant Time
- 8-Call tone lngth → Extra sec(0-9)
- 9-Several riser
- B-Exit

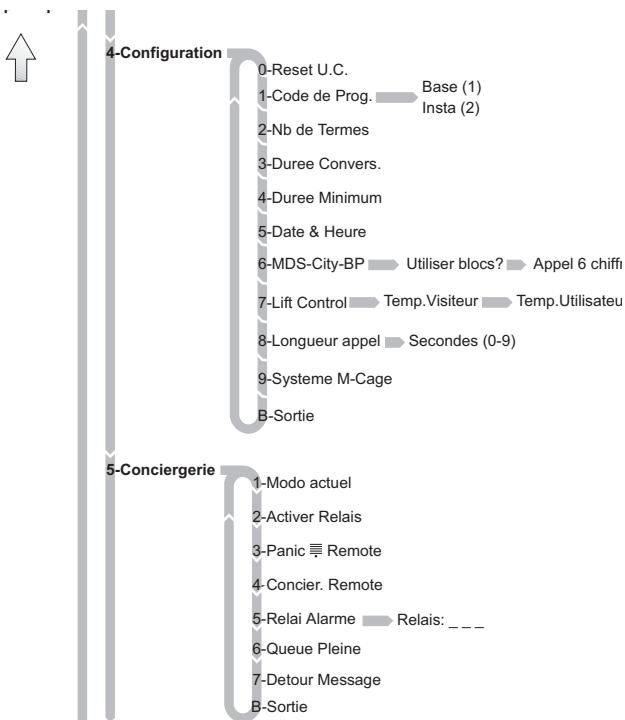
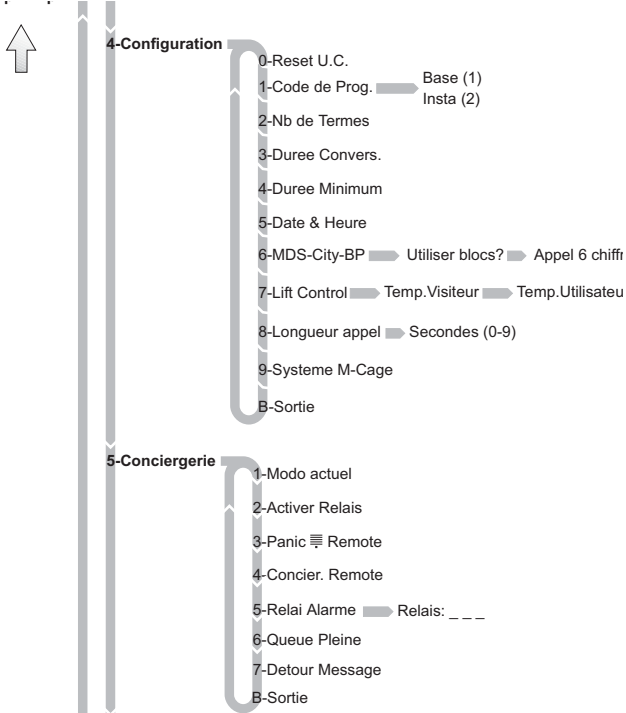
5-Guard Unit

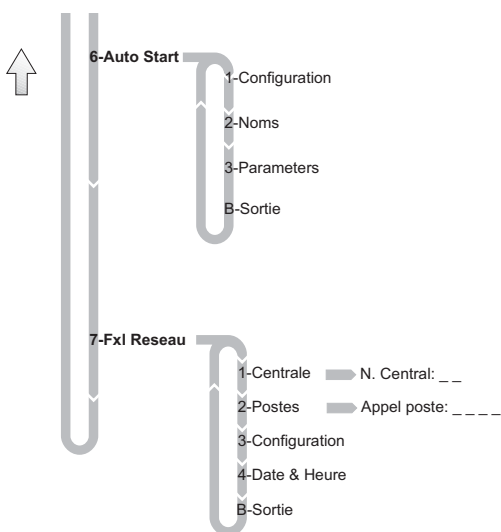
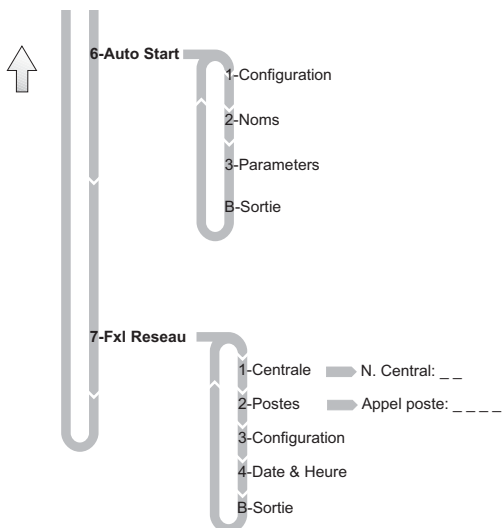
- 1-Actual Mode
- 2-Relay Activat.
- 3-Panic ☰ Remote
- 4Guard U. Remote
- 5-Panic Relay → Output: _ _ _ _
- 6-Queue full
- 7-Message divert
- B-Exit

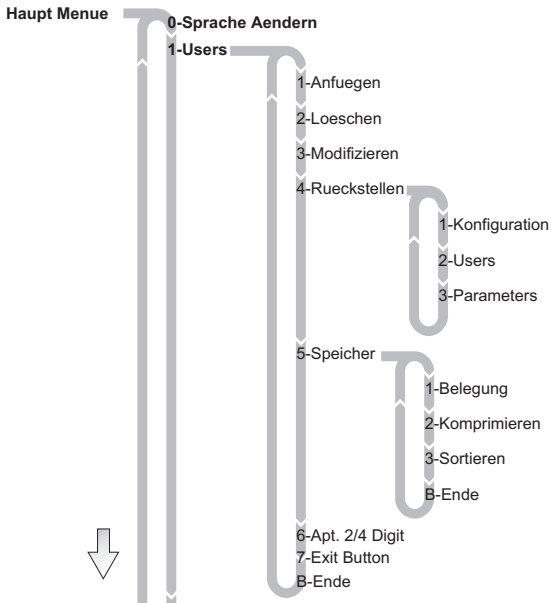
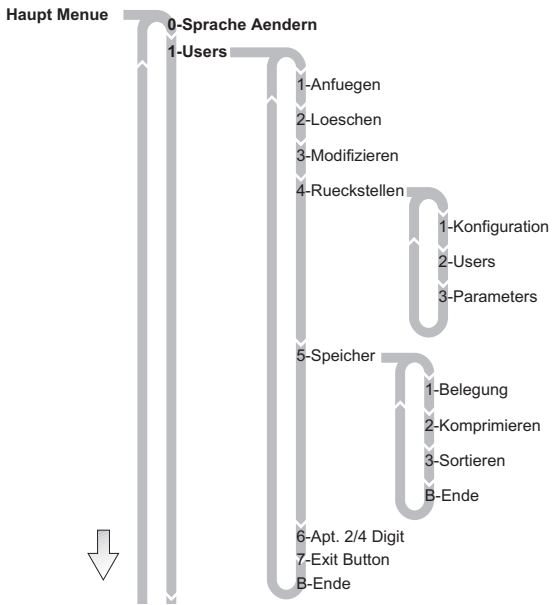












2-Decoders

- 1-Individual pgm
- 2-Sequentiel pgm → Dekoder Type → Start Nummer
- 3-Cambio codigo → Dekoder Type → Original Nummer
Neue Nummer
- 4-Prog. Telefon
 - 1-Pr. Anwesend
 - 2-Pr. Sequentiel → Start Nummer
 - B-Ende
- 5-Decoder Test → Dekoder Type → Original Nummer
- 6-Ruf von Relais
- B-Ende

3-Nachrichten

- 1-Modifizieren
- 2-Loeschen
- B-Ende



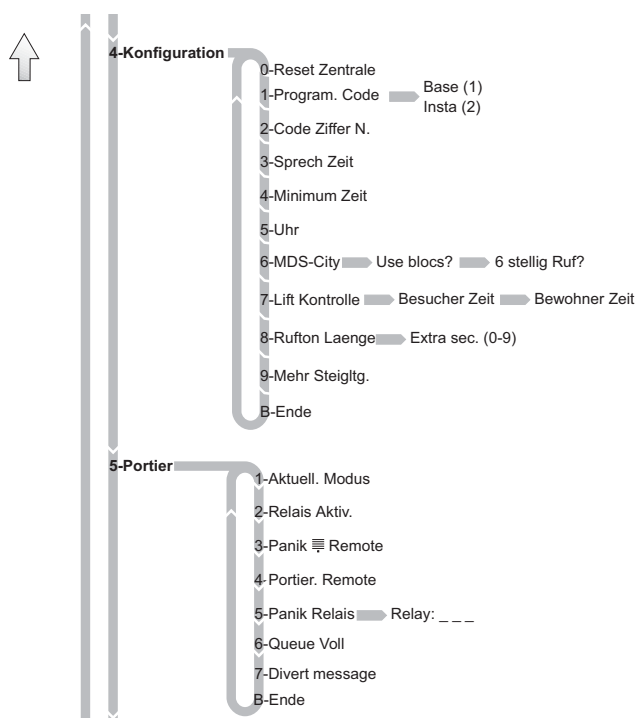
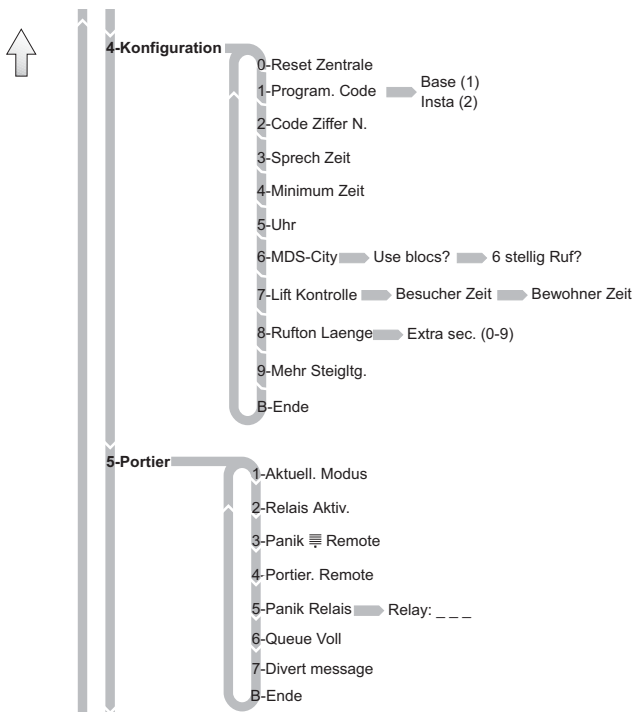
2-Decoders

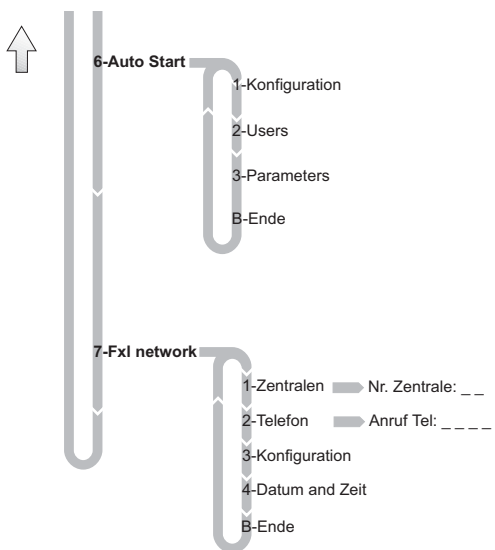
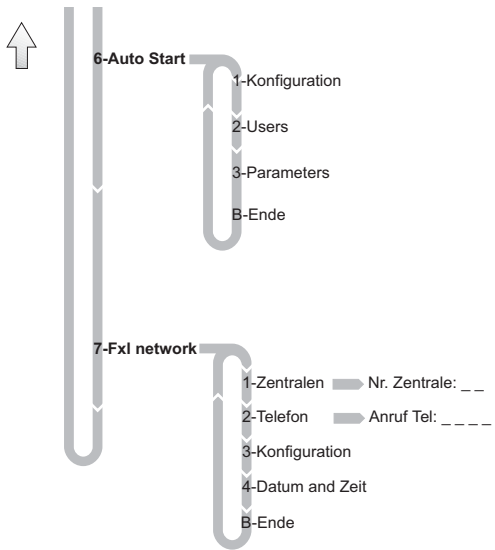
- 1-Individual pgm
- 2-Sequentiel pgm → Dekoder Type → Start Nummer
- 3-Cambio codigo → Dekoder Type → Original Nummer
Neue Nummer
- 4-Prog. Telefon
 - 1-Pr. Anwesend
 - 2-Pr. Sequentiel → Start Nummer
 - B-Ende
- 5-Decoder Test → Dekoder Type → Original Nummer
- 6-Ruf von Relais
- B-Ende

3-Nachrichten

- 1-Modifizieren
- 2-Loeschen
- B-Ende







FERMAX

FERMAX