

Pre-built towers for SL-QDP-BT active beams TWD-RR, STW-RR and STWM-RR series

A time saving and simplified solution for installing free-standing and wall-mounted beam towers



Pre-built 2m Tower

*Power supply optional accessory

OPTEX's prebuilt towers are designed to make the installation of towers as quick and painless as possible.

Mounting active infrared beams into towers rather than on to walls or poles, enhances the security level as it makes it very difficult for potential intruders to find out the number and height of beams installed. To encourage the use of towers without increasing the installation workload or risk of mistakes, we have introduced both two and three meter, 180° and 360°, free-standing and wall-mounted pre-built towers.

The beam towers are delivered with:

- 60m, 100m or 200m SL-QDP-BT beams (to be ordered as a separate item)
- brackets
- heaters
- tamper switch
- mounting components

Optional components that can be built in:

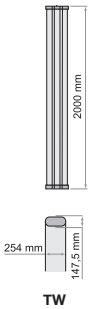
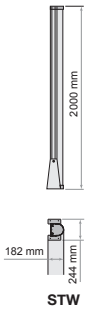


- power supply units
- anti-climb top tamper
- fans

Additional accessories that are available for shipping:

- concrete floor brackets for soft earth digs
- tower head extension for lighting



Tower part numbers*

TWD Double sided free standing towers		STW single sided free standing towers			
 <p>TW</p>	<p>TWD202RR 2m 360° 1 beam per side with heater</p> <p>TWD204RR 2m 360° 2 beams per side with heaters</p> <p>TWD306RR 3m 360° 3 beams per side with heaters</p>	 <p>STW</p>	<p>STW201RR 2m 180° 1 beam with heater</p> <p>STW202RR 2m 180° 2 beams with heater</p> <p>STW303RR 3m 180° 3 beams with heater</p>		
	STWM single sided wall mounted towers		Beam units (choose the right unit for the distance between towers)		
	 <p>STWM</p>		<p>STWM201RR 2m wall mount 180° 1 beam with heater</p> <p>STWM202RR 2m wall mount 180° 2 beams with heater</p> <p>STWM303RR 3m wall mount 180° 3 beams with heaters</p> <p>*3 Meter towers are made to order</p>	 <p>SL-QDP-BT</p>	<p>SL-200-QDP-BT 60 meter quad beam unit</p> <p>SL-350-QDP-BT 100 meter quad beam unit</p> <p>SL-650-QDP-BT 200 meter quad beam unit</p>

Additional components†

 <p>TWAA Anti climb top tamper</p>	 <p>TWMR FAN KIT 12 Volt fan kit with thermostat</p>	 <p>DC12V 12Volt Power supply 1.8Amp with bracket</p>
--	--	---

Common accessories

 <p>TWE Tower head extension for installation of light</p>	 <p>TWEB Concrete floor bracket for 360° double sided free standing towers</p>	 <p>STWEB Concrete floor bracket for 180° free standing</p>
--	--	---

*Please note beam units are priced separately. † Specifications and design are subject to change without prior notice.



OPTEX (EUROPE) LIMITED
EMEA Headquarters
T: +44 (0)1628 631 000
Dubai branch
T: +971 (0)4 501 53 94
E: marketing@optex-europe.com
www.optex-europe.com

OPTEX Security SAS
(France, French speaking North and West African countries)
OPTEX Security SAS
T: +33 (0)4 37 55 50 50
E: contact@optex-security.com
www.optex-security.com

OPTEX Security Sp. z o.o.
(Eastern Europe, CIS countries, Turkey)
Optex Security Sp. z o.o.
T: +48 (22) 598 06 60
E: optex@optex.com.pl
www.optex.com.pl

OPTEX Technologies BV
(Benelux)
OPTEX Technologies B.V.
T: +31 70 4194100
E: info@optex.eu
www.optex.eu