

Synthesized Intelligent IP outdoor PIR detectors with creep zone

SIP-3020/5-IP SIP-4010/5-IP SIP-404/5-IP



The SIP-3020/5-IP SIP-4010/5-IP and SIP-404/5-IP are outdoor, middle-range, IP infrared sensors which are POE compliant and integrate seamlessly with major Video Management Systems (VMS) providers*. These sensors are specifically designed to trigger video transmission systems and PTZ cameras; and make the visual verification for remote video monitoring, easier and more accurate.

The SIP-3020/5-IP, SIP-4010/5-IP and SIP-404/5-IP cover a detection area of respectively 30x20m, 40x10m, and 40x4m; and they all feature an additional PIR detector with an independent alarm output at the bottom of the unit to cover the creep zone (max 6x9m area).

The SIP-3020/5-IP, SI-4010/5-IP and SIP-404/5-IP provide a total of 3 alarm outputs, 2 independent outputs for far and near area of the main detector and an additional one for the creep zone. Multiple outputs are very useful for activating video transmission systems, controlling PTZ and for having a better view of the intruders across pre-set areas.

The SIP-3020/5-IP, SIP-4010/5-IP SIP-404/5-IP are automatically adjusting the sensitivity to the environment such as temperature and illuminance conditions to minimise false alarms. They are also equipped with anti-vandalism features.

FEATURES

- Intelligent PIR detection system
- Detection of ambient temperature and illuminance for automatic sensitivity management
- Advanced detection algorithm
- Three dual pyro-elements with patented Double Conductive Shielding for main area
- Built-in creep zone detector (Double dual pyro-elements)
- Anti-vandalism functions
 - Anti-rotation function with accelerometer
 - Anti-masking function with photo-beam
 - Reinforced polycarbonate housing
- Max. 4m (13ft.) installation height
- Independent sensitivity selector for creep/near/far areas
- Adjustable alarm interval time
- BS8418 Compliant - U.K.
- POE compliant
- IP sensors integrated with major VMS providers*

*The SIP-3020/5-IP, SIP-4010/5-IP SIP-404/5-IP are currently fully integrated with Milestone XProtect® and the REDWALL event code is integrated with Genetec Security Center. Please check the latest status by consulting the integration list on our website.

OPTIONS

SIP-AT - SIP Adjustment tools (include AVF-1 Area view finder and AWT-3 Audible walk tester)

SIP-MINI HOOD - Sun/Snow shield

SIP-HU - Heating Unit (When the SIP-HU is used, the power for SIP series should be 22-26VAC.)

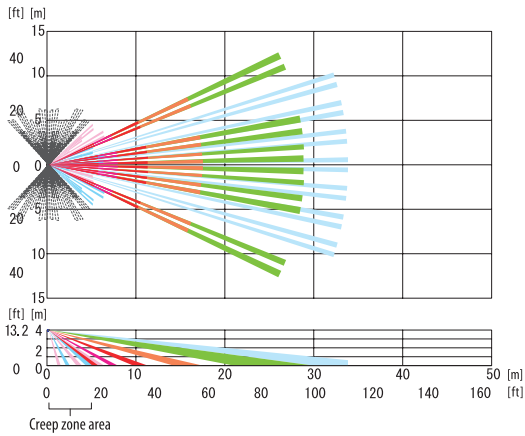
SPECIFICATIONS

Model	SIP-3020/5-IP	SIP-4010/5-IP	SIP-404/5-IP
Detection method	Passive infrared		
Coverage (main area)	30 x 20 m (100 x 65 ft.)	40 x 10 m (130 x 33 ft.)	40 x 4 m (130 x 13ft)
Coverage (creep zone)	3x 5m (10 x 16ft.) installed at 2.3m (7.6ft.) height, 6 x 9m (20 x 30ft.) installed at 4m (13ft.) height, detection angle adjustable horizontally		
Power supply	PoE * (IEEE802.3af/at compliant)		
Current draw	40mA max, 75mA, 415mA max with optional heating unit		
Mounting height	2.3 to 4 m (7.6 to 13 ft.)		
Sensitivity selector	Far: SH/H/M/L Near: SH/H/M/L Creep zone: SH/H/M/L		
Detection logic selector	AND / OR		
Alarm output (main area)	Near area Redwall event code (UDP/TCP) Far area Redwall event Code (UDP/TCP)		
Alarm output (creep zone)	Redwall event code (UDP/TCP)		
Alarm interval period	Off/15, 30, 60 sec		
Alarm period	Approx. 2 sec		
Warm-up period	Approx. 60 sec		
Operating temperature	-25 to +60 C, -40 to +60 C with optional heating unit (-13 to +140 F, -40 to +140 F with optional heating unit) If the heater is used, it should be external 22-26V AC (not POE)		
IP rating	Main unit:IP65 / Chassis:IP55		
Dimensions (H x W x D)	248 x 102 x 266 mm (9.8 x 4.0 x 11.4 in.)		
Weight	1.9 kg		
Supported protocols	IPv4, ARP, UDP, TCP, ICMP, HTTP		
Function setting	Use web browser		

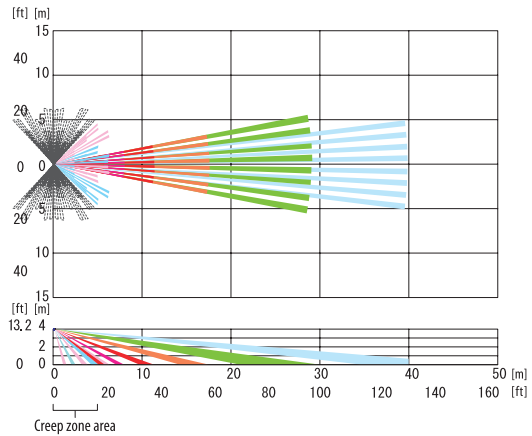
* Specifications and design are subject to change without prior notice.

DETECTION AREAS

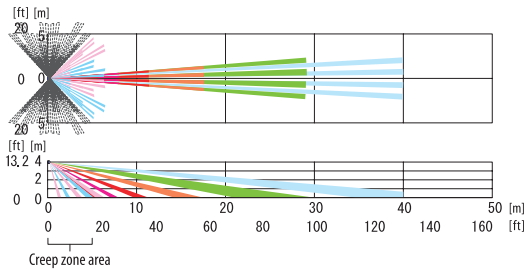
SIP-3020/5-IP



SIP-4010/5-IP



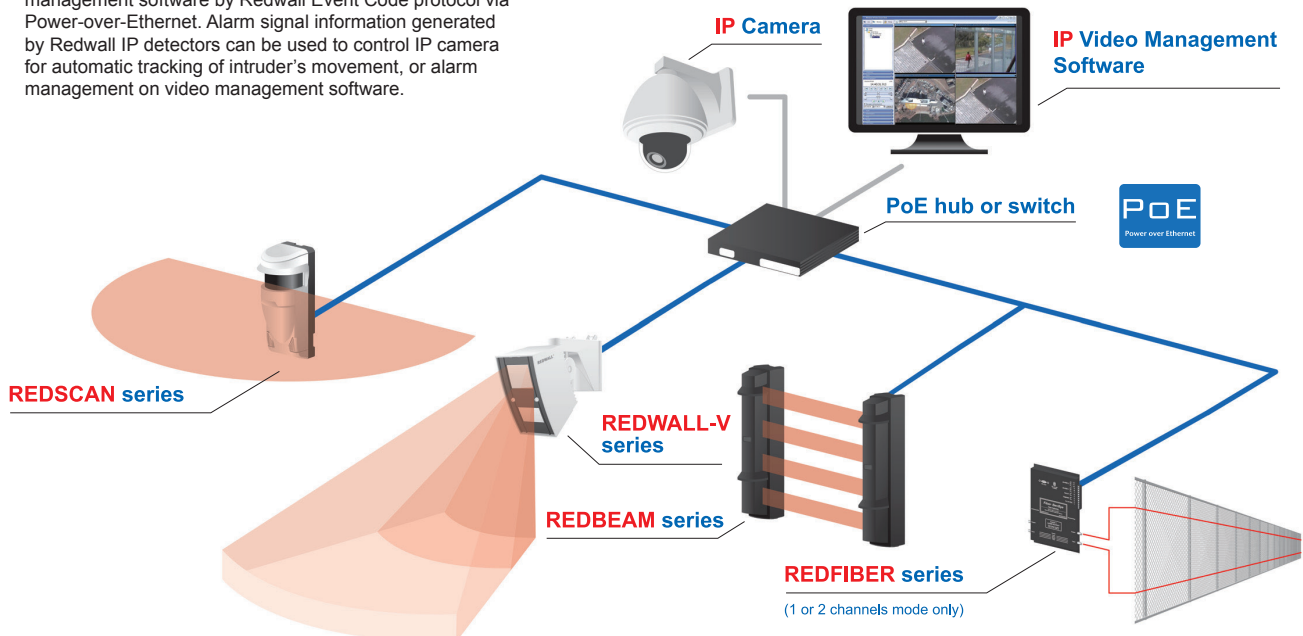
SIP-404/5-IP



The detection angle of the creep zone can be adjusted $\pm 135^\circ$ horizontally as shown in gray.

SYSTEM DIAGRAM

Redwall IP detectors communicate with major video management software by Redwall Event Code protocol via Power-over-Ethernet. Alarm signal information generated by Redwall IP detectors can be used to control IP camera for automatic tracking of intruder's movement, or alarm management on video management software.



OPTEX CO., LTD.
(JAPAN)
(ISO 9001 Certified)
(ISO 14001 Certified)
5-8-12 Ogoto
Otsu, Shiga, 520-0101
Japan
Tel : +81-77-579-8030
Fax : +81-77-579-7190
URL : <http://www.optex.co.jp/e>

OPTEX INCORPORATED
(USA)
13661 Benson Ave.
Bldg. C, Chino CA 91710
U.S.A.
Tel : +1-909-993-5770
Fax : +1-909-628-5560
URL : <http://www.optexamerica.com>

OPTEX (EUROPE) LTD.
(UK)
(ISO 9001 Certified)
Clivemont Road, Maidenhead,
Berkshire, SL6 7BU
UK
Tel : +44-1628-631000
Fax : +44-1628-636311
URL : <http://www.optex-europe.com>

OPTEX SECURITY SAS
(FRANCE)
475 Rue Monique et Mario Piani
69480 Ambérieux d'Azergues
France
Tel : +33 437 55 50 50
Fax : +33 437 55 50 59
URL : <http://www.optex-security.com>

OPTEX SECURITY Sp.z o.o.
(POLAND)
ul. Bitwy Warszawskiej 1920 r.
7B, 02-366 Warszawa,
Poland
Tel : +48-22-598-06-60
Fax : +48-22-598-06-61