

MOUNT-BRACKET

SBV-158G
SBV-158GW

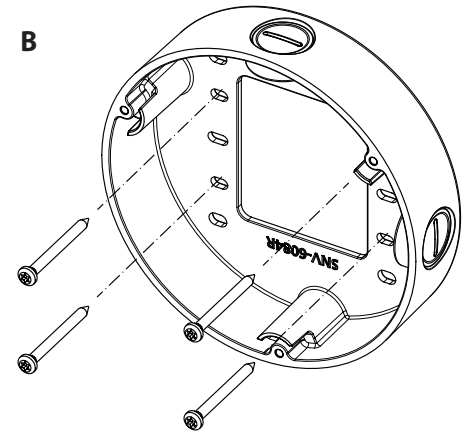


Product Overview

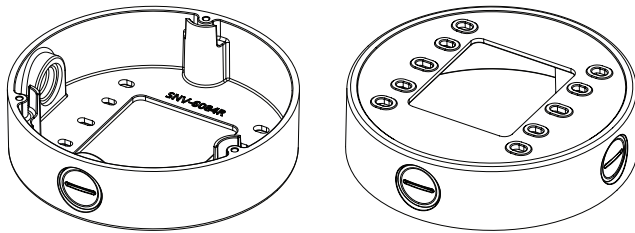
This product is an adaptor used to install Vandal Dome camera which is one of our WN3 series (the same model as SNV-5084 / 6084 / 7084 / 6084R / 7084R) in the electric gang box or on the wall.

Installation Precautions

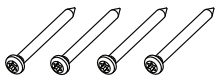
Please make sure to install on an area which is strong enough to support more than 4 times of the total weight of this product and the camera. Depending on some installation conditions, this product can be connected to 0.75" NPT which is a screw peak processed pipe.



Package



MOUNT-BRACKET



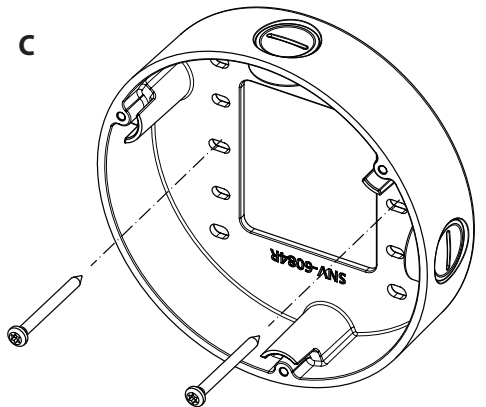
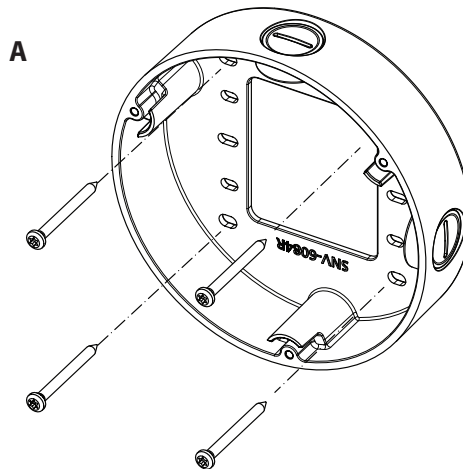
SCREW-SPECIAL



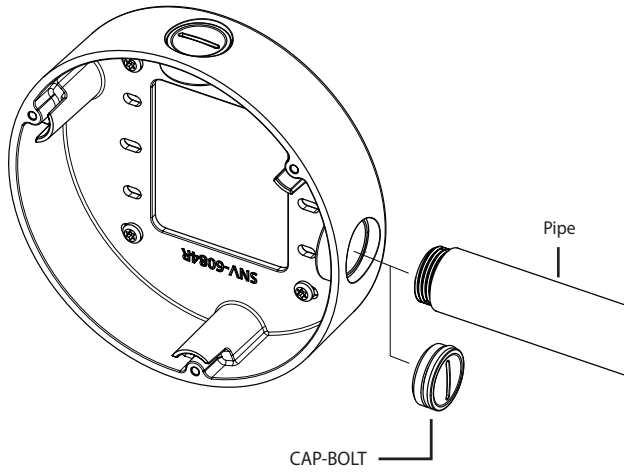
ANCHOR

Installation

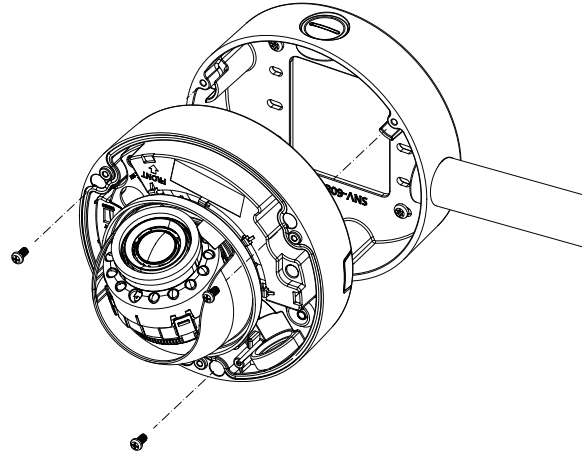
- 1 Install the mount bracket on a desired position.



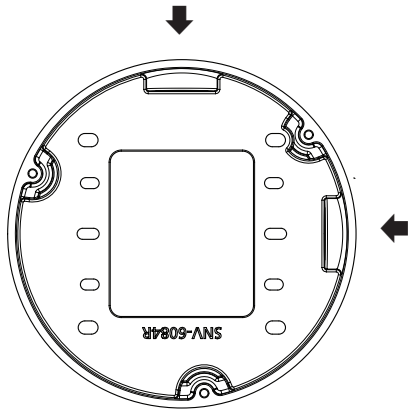
2 Remove the cap-bolt in the selected direction before inserting the pipe.



3 Attach the case-bottom to the mount bracket.



! However, take into consideration the pipe insertion direction. There are two directions available for inserting the pipe.



Product Specifications

Weight	380g
Material	Aluminum
Operating Temperature	-50°C~60°C
Operating Humidity	0~100%

Product Outline

